

Pacific Power Association (PPA)

Post Measurement Campaign Instrument Calibration Results

As part of the scope of this project GeoSUN was commissioned to calibrate the solar instruments after one year of measurement. Due to Covid-19 travel restrictions this was not possible and the calibration option changed to a post measurement campaign calibration. This entailed calibrating the instruments on decommissioning of the station and if any significant instrument drifts were observed the measured data would be post processed with adjusted multiplier.

The solar instrument calibration results are summarised in Table 1. Calibration certificates are provided in Appendix A. The calibration results showed no significant sensor drifts for any of the instruments.

Table 1: Micronesia Calibration Results

Instrument	Measurement	Make and Model	Serial Number	Calibration Multiplier (on installation)	Original Calibration Multiplier [$\mu\text{V}/\text{W}/\text{m}^2$]	Original Calibration Date	Current Calibration Multiplier [$\mu\text{V}/\text{W}/\text{m}^2$]	Calibration Date	Annual Sensor Drift Since Original Date
Pyranometer	GHI (1)	Hukseflux SR20-T2	10499	15.82	15.82	24-Sep-19	16.06	04-Jul-22	0.50%
Pyranometer	GHI (2)	Hukseflux SR30-D1	4263	10.35	10.35	24-Sep-19	10.49	05-Jul-22	0.44%
Instrument	Measurement	Make and Model	Serial Number					Calibration Date	Error Before Recalibration
Pyranometer	DHI (1)	Delta Electronics SPN1	A2059					24-Jun-22	3.3%

Appendix A

Calibration Certificate



Pyranometer ISO 9847 Calibration

Certificate Number: GSACA-2284

Calibrated Instrument

Instrument: Pyranometer

Manufacturer: Hukseflux

Model: SR20-T2

ISO 9060:1990 Class: Secondary Standard

Calibration Date: 04 July 2022

Serial Number: 10499

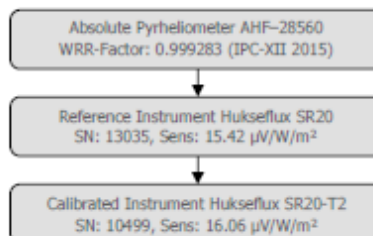
New Sensitivity: 16.06 $\mu\text{V}/\text{W}/\text{m}^2$

Calibration Methodology

GeoSUN performed an indoor calibration through exposure of both the calibrated instrument (instrument under test) and a reference instrument to an artificial light as radiation source and comparing the sensor outputs. The instruments were installed on a common horizontal base and regularly checked to ensure that it remained clean and level for the duration of the reference data being collected. The calibration was performed in accordance with the ISO 9847 (1992) standard, procedure type IIC.

Reference Instrument and its Traceability

The reference instrument is a Hukseflux SR20 pyranometer (SN 13035). The instrument was calibrated on 8 March 2022 at ISO-CAL North America against absolute cavity radiometer AHF-28560 which successfully participated at IPC-XII 2015 with the World Standard Group of radiometers. The location of ISO-CAL is at 20th street, Phoenix, Arizona in the USA at latitude 33.8176944°, longitude -112.0396083° and altitude 570 m AMSL. The reference instrument was calibrated at normal incidence with the sun and sky radiation as the source using the "alternating sun-and-shade method". The readings are referenced to the World Radiometric Reference (WRR) as stated in the WMO Technical Regulations, originally with an SI relative uncertainty estimated at $\pm 0.3\%$. The diagram on the right shows the traceability hierarchy.



Absolute Uncertainty

The absolute uncertainty is the combined result of three uncertainties namely:

- 1) The expanded uncertainty during calibration of the reference instrument, given as $\pm 0.45\%$.
- 2) The uncertainty in the correction of directional errors (cosine errors), estimated by scientific judgement as $\pm 0.5\%$.
- 3) The expanded uncertainty of the transfer procedure (calibration by comparison), estimated by scientific judgement as $\pm 1\%$.

The combined expanded uncertainty is the root sum of the squares, resulting in $\sqrt{(0.45^2 + 0.5^2 + 1^2)} = \pm 1.21\%$.

Calibration Environment, Results and Instrument Status

The calibration was performed at latitude -33.96509°, longitude 18.84085° and altitude 119 m AMSL and was concluded on 04 July 2022 at 11:51. A calibration was done using the measured output of the test instrument, of which the calibration environment and results are stated below. The measurement results recorded in this certificate were correct at the time of calibration. The subsequent accuracy will depend on factors such as care, handling and frequency of use. The calibration certificate or report may not be reproduced except in full, without the written approval of the laboratory.

Instrument Status

Bubble Level: Good

Dome: Good

Desiccant: Replaced

Calibration Environment - Average [Range]

Irradiation: 554 [552 - 555] W/m^2

Ambient Temperature: 22.9 [22.7 - 23.2] $^{\circ}\text{C}$

Reference Instrument Temp.: 22.9 [22.5 - 23.2] $^{\circ}\text{C}$

Original Calibration

Original Sensitivity: 15.82 $\mu\text{V}/\text{W}/\text{m}^2$

Original Calib. Date: 24 September 2019

Calibration Results

New Sensitivity: 16.05958 $\mu\text{V}/\text{W}/\text{m}^2$

Sensitivity Standard Deviation (σ_{n-1}): 0.00053 $\mu\text{V}/\text{W}/\text{m}^2$

Calibration Uncertainty ($k = 2$): $\pm 0.1935 \mu\text{V}/\text{W}/\text{m}^2$ ($\pm 1.21\%$)

Data Quantity : 4 Series, 16 Samples

Calibrated by:
W.C. Engelbrecht

Authorised by:
M.L. de Jager



GeoSUN (Pty) Ltd
21 Quantum Street, Techno Park, Stellenbosch, South Africa
info@geosun.co.za, www.geosun.co.za, +27 21 882 8354

Page 1 of 1
V2022/04/01
Doc Date: 04 Jul 22
End of certificate

Calibration Certificate



Pyranometer ISO 9847 Calibration

Certificate Number: GSACA-2277

Calibrated Instrument

Instrument: Pyranometer
Manufacturer: Hukseflux
Model: SR30-D1
ISO 9060:1990 Class: Secondary Standard


Calibration Date: 05 July 2022
Serial Number: 4263
New Sensitivity: 10.49 $\mu\text{V/W/m}^2$

Calibration Methodology

GeoSUN performed an indoor calibration through exposure of both the calibrated instrument (instrument under test) and a reference instrument to an artificial light as radiation source and comparing the sensor outputs. The instruments were installed on a common horizontal base and regularly checked to ensure that it remained clean and level for the duration of the reference data being collected. The calibration was performed in accordance with the ISO 9847 (1992) standard, procedure type IIC.

Reference Instrument and its Traceability

The reference instrument is a Hukseflux SR30 pyranometer (SN 10010). The instrument was calibrated on 16 March 2022 at ISO-CAL North America against absolute cavity radiometer AHF-28560 which successfully participated at IPC-XII 2015 with the World Standard Group of radiometers. The location of ISO-CAL is at 20th street, Phoenix, Arizona in the USA at latitude 33.8176944°, longitude -112.0396083° and altitude 570 m AMSL. The reference instrument was calibrated at normal incidence with the sun and sky radiation as the source using the "alternating sun-and-shade method". The readings are referenced to the World Radiometric Reference (WRR) as stated in the WMO Technical Regulations, originally with an SI relative uncertainty estimated at $\pm 0.3\%$. The diagram on the right shows the traceability hierarchy.



Absolute Uncertainty

The absolute uncertainty is the combined result of three uncertainties namely:

- 1) The expanded uncertainty during calibration of the reference instrument, given as $\pm 0.45\%$.
- 2) The uncertainty in the correction of directional errors (cosine errors), estimated by scientific judgement as $\pm 0.5\%$.
- 3) The expanded uncertainty of the transfer procedure (calibration by comparison), estimated by scientific judgement as $\pm 1\%$.

The combined expanded uncertainty is the root sum of the squares, resulting in $\sqrt{(0.45^2 + 0.5^2 + 1^2)} = \pm 1.21\%$.

Calibration Environment, Results and Instrument Status

The calibration was performed at latitude -33.96509°, longitude 18.84085° and altitude 119 m AMSL and was concluded on 05 July 2022 at 09:29. A calibration was done using the measured output of the test instrument, of which the calibration environment and results are stated below. The measurement results recorded in this certificate were correct at the time of calibration. The subsequent accuracy will depend on factors such as care, handling and frequency of use. The calibration certificate or report may not be reproduced except in full, without the written approval of the laboratory.

Instrument Status

Bubble Level: Good
Dome: Good

Calibration Environment - Average [Range]

Irradiation: 531 [531 - 532] W/m^2
Ambient Temperature: 19.1 [18.9 - 19.4] °C
Reference Instrument Temp.: 19.8 [19.7 - 20.0] °C

Original Calibration

Original Sensitivity: 10.35 $\mu\text{V/W/m}^2$
Original Calib. Date: 20 September 2019

Calibration Results

New Sensitivity: 10.49190 $\mu\text{V/W/m}^2$
Sensitivity Standard Deviation (σ_{n-1}): 0.00409 $\mu\text{V/W/m}^2$
Calibration Uncertainty ($k = 2$): $\pm 0.1264 \mu\text{V/W/m}^2$ ($\pm 1.21\%$)
Data Quantity: 4 Series, 16 Samples

Calibrated by:
W.C. Engelbrecht

Authorised by:
M.L. de Jager



GeoSUN (Pty) Ltd
21 Quantum Street, Techno Park, Stellenbosch, South Africa
info@geosun.co.za, www.geosun.co.za, +27 21 882 8354

Page 1 of 1
V2022/04/01
Doc Date: 05 Jul 22
End of certificate




Delta-T Devices Ltd

SPN1 Sunshine Pyranometer

Calibration Certificate

This is to certify that the Sunshine Pyranometer type SPN1 identified below has been calibrated in accordance with Delta-T Devices Ltd standard production procedures and conforms to the specifications as detailed.

Serial Number	SPN1 – A2059
Date	24/06/2022
Authorised Signature	 Jamie Patrick

We recommend that this instrument is recalibrated every 2 years.

Traceability

The SPN1 is calibrated under a uniform light source which simulates the solar spectrum, against a transfer standard SPN1. The transfer standard is calibrated outdoors against a Kipp & Zonen CM21 secondary standard pyranometer (calibration traceable to the World Radiometric Reference), with solar tracker and shading disk for diffuse measurement.

Accuracy, Total (Global) and Diffuse radiation

When correctly calibrated, the expected accuracy is given in the table below. The figures give 95% confidence limits, i.e. 95% of individual readings will be within the stated limits under normal climatic conditions.

Overall accuracy:	±5% daily integrals ±5% ±10 W.m ⁻² hourly averages ±8% ±10 W.m ⁻² individual readings
Range	0 to >2000 W.m ⁻²
Analogue output sensitivity	1mV = 1 W.m ⁻²



Delta-T Devices Ltd

130 Low Road, Burwell, Cambridge, CB25 0EJ, UK

Tel: +44 1638 742922 Fax: +44 1638 743155

email: sales@delta-t.co.uk web: www.delta-t.co.uk

SPN1 Service and Recalibration Report

R8221

SPN1 Serial Number: A2059	Serviced by: Jamie Patrick	Date: 15/07/2022
---------------------------	----------------------------	------------------

Inspection

Inspect and clean... *Condition, observations, actions taken*

Dome Good.

Seal Good.

Shadow mask Good.

Bezel Good.

Diffusers Good.

Connectors Good.

Desiccant holder Good.

Desiccant Replaced desiccant capsule. Supplied spare.

Main o-ring seal Good.

General condition and observations Good. Normal wear and tear. Replaced bubble level.

Recalibration

Calibration date : 24/06/2022

Error before recalibration : 3.3%